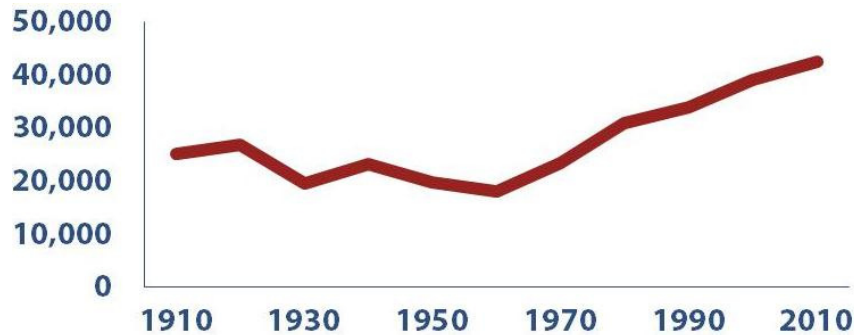


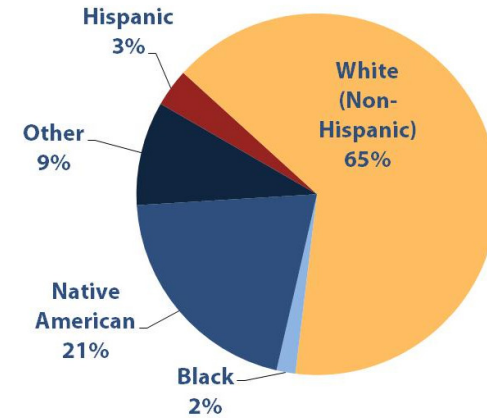


## Demography

Population 42,341 (24th of 77)



## Racial Composition



## Economy

Pct. of total employment in state and local government: **23 %** (19th)


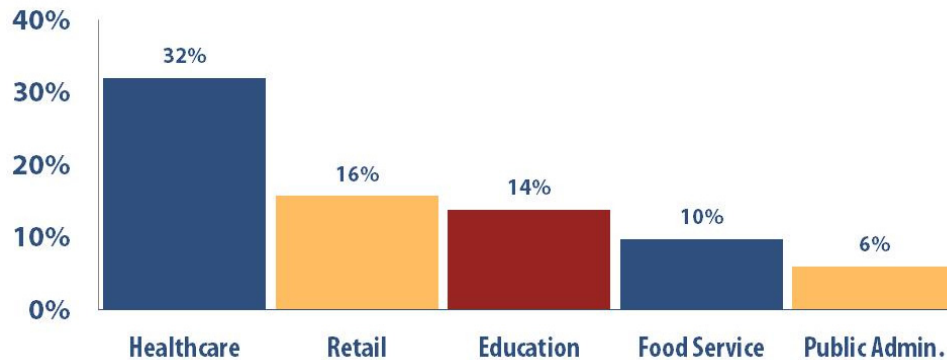
Pct. of working-age civilians in labor force: **55 %** (50th)

Pct. of total employment in farming: **9 %** (44th)

Child poverty rate: **30 %** (19th)

Median Personal Income  
**\$36,357** (55th)

### Top 5 Employment Sectors





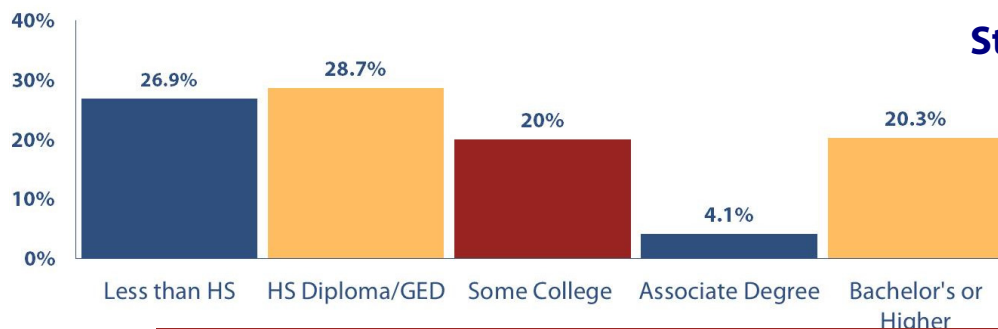
## Education

Pct. of students eligible for free/reduced lunch: **73 %** (13th / 77)

Pct. of children who are minority children: **47 %** (20th)

Student to teacher ratio: **14.82 to 1** (28th)

### Highest Attainment



## Health

Pct. of adults who smoke: **30.7 %** (8th)

Pct. of residents uninsured: **23.8 %** (29th)

Pct. of adults who are obese: **36.1 %** (7th)

Teen birth rate per 1000 teenage girls: **72.9** (20th)

Pct. of total population enrolled in Medicare: **19 %** (19th)

Pct. of total population receiving SSI benefits: **24 %** (13th)

# 56th

Overall health outcome rank

For more county level data sheets and source information visit [www.okpolicy.org](http://www.okpolicy.org)