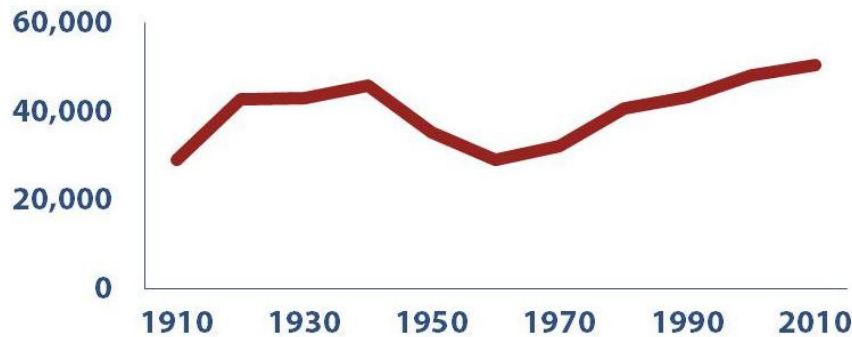


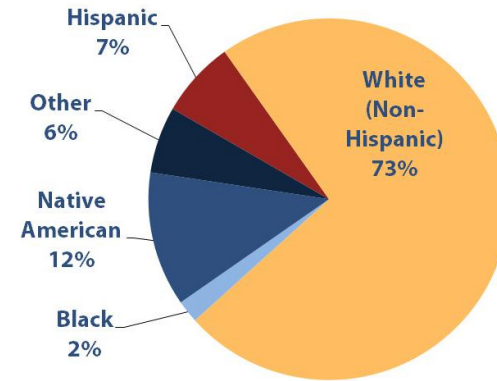


## Demography

Population 50,628 (15th of 77)



## Racial Composition



## Economy

Pct. of total employment in state and local government: **22 %** (23rd)

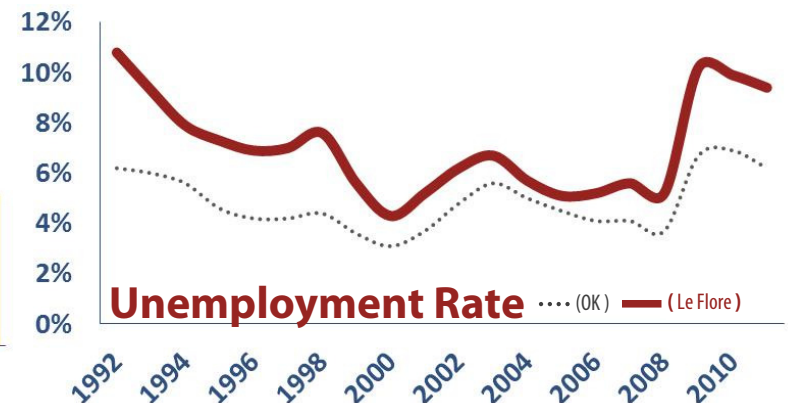
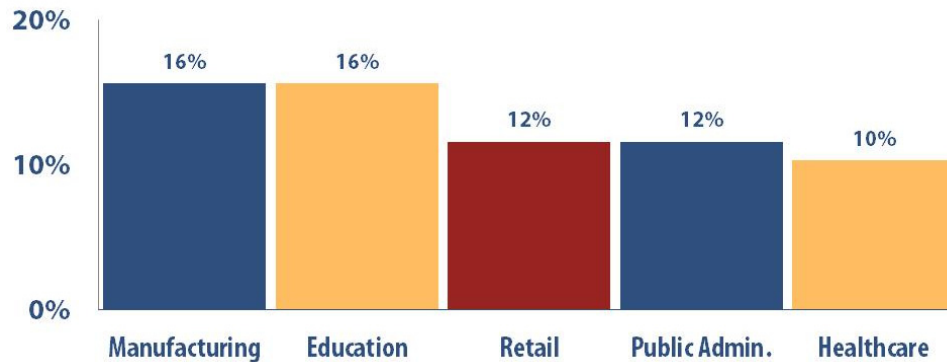
Pct. of working-age civilians in labor force: **55 %** (50th)

Pct. of total employment in farming: **10 %** (40th)

Child poverty rate: **29 %** (21st)

Median Personal Income  
**\$36,335** (56th)

### Top 5 Employment Sectors





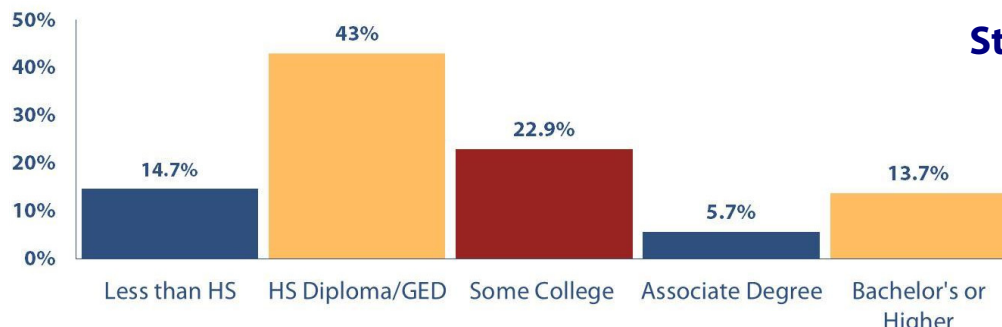
## Education

Pct. of students eligible for free/reduced lunch: **71 %** (17th / 77)

Pct. of children who are minority children: **40 %** (32nd)

Student to teacher ratio: **14.31 to 1** (43rd)

### Highest Attainment



## Health

Pct. of adults who smoke: **26.1 %** (33rd)

Pct. of residents uninsured: **25.5 %** (14th)

Pct. of adults who are obese: **31.7 %** (53rd)

Teen birth rate per 1000 teenage girls: **76.5** (15th)

Pct. of total population enrolled in Medicare: **20 %** (20th)

Pct. of total population receiving SSI benefits: **23 %** (27th)

# 46th

Overall health outcome rank

For more county level data sheets and source information visit [www.okpolicy.org](http://www.okpolicy.org)